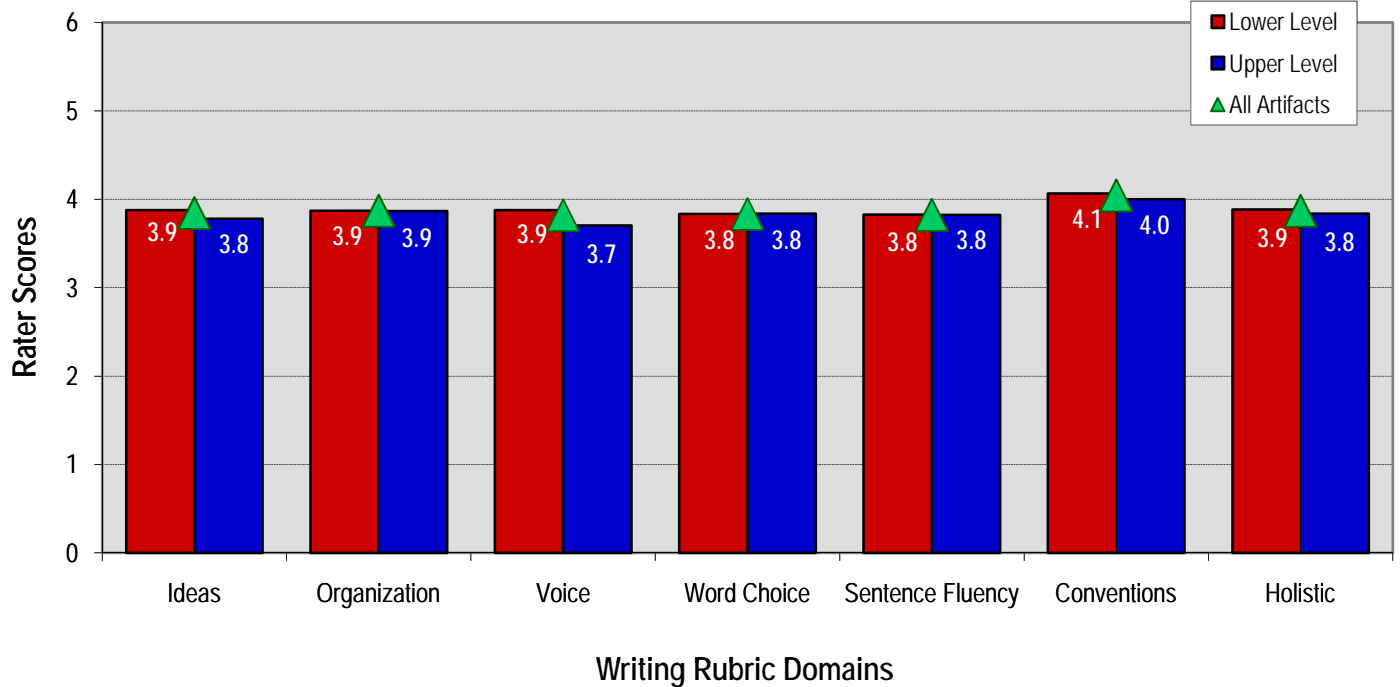
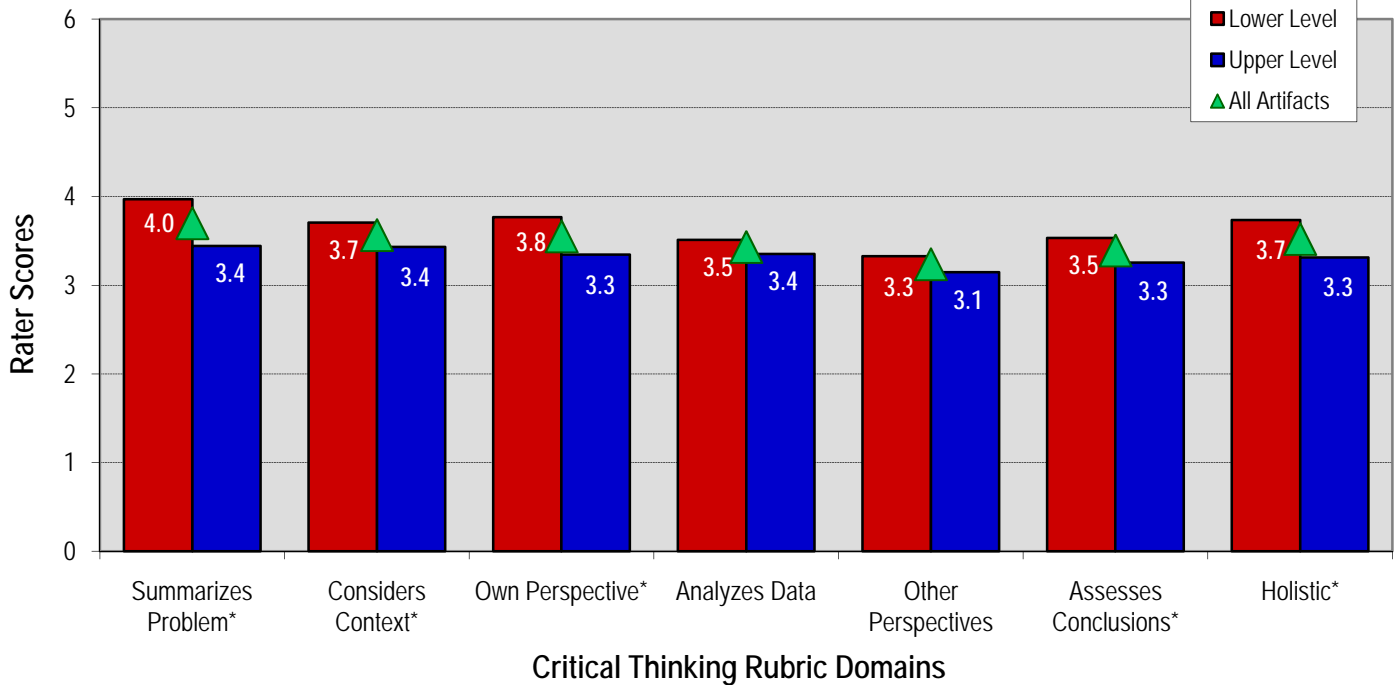


WRITING SCORES BY ARTIFACT LEVEL

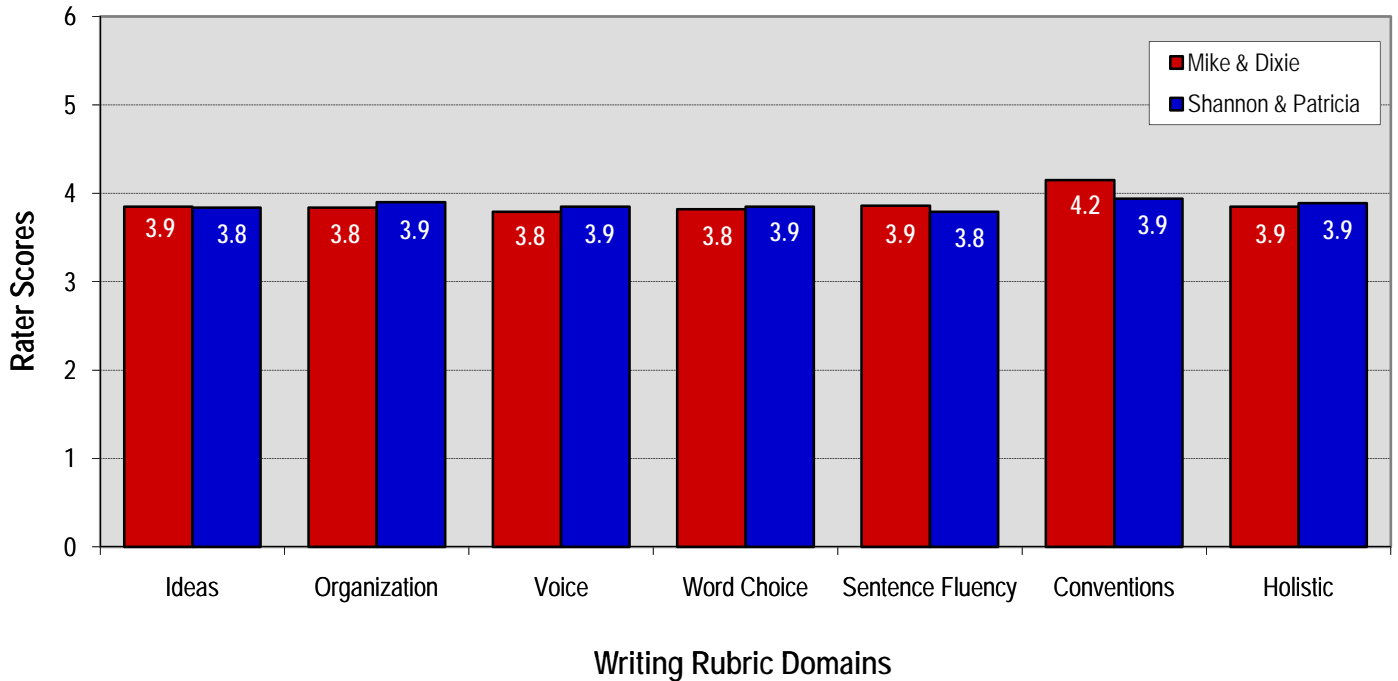


CRITICAL THINKING SCORES BY ARTIFACT LEVEL

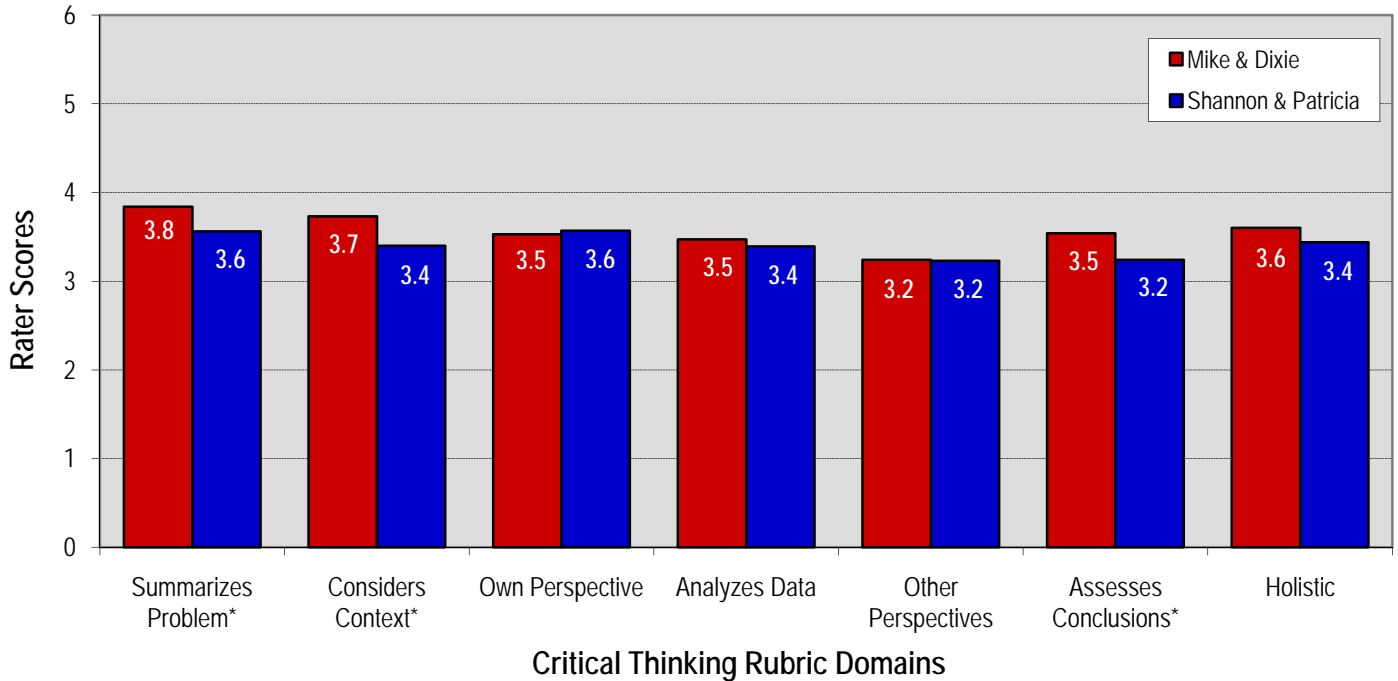


\*Differences between means for lower versus upper level are statistically significant at the .05 level.

WRITING SCORES BY RATER PAIRS

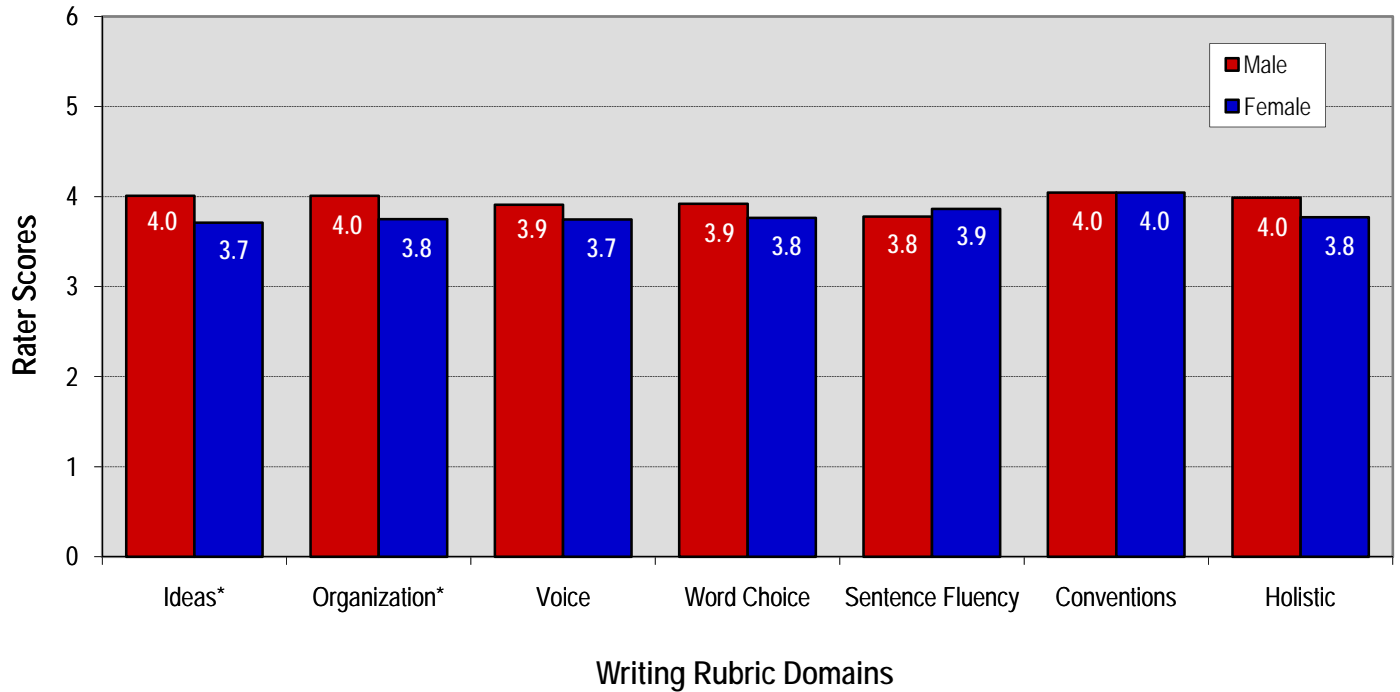


CRITICAL THINKING SCORES BY RATER PAIRS



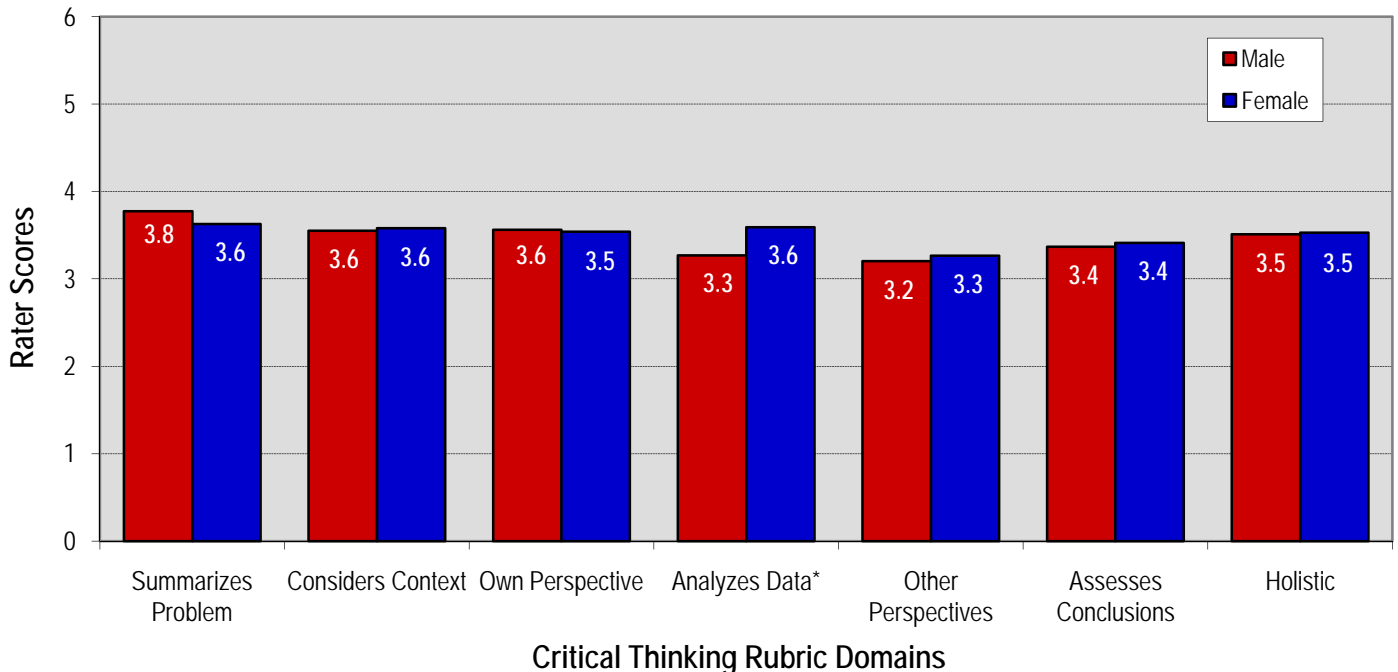
\*Differences between means for rater pairs are statistically significant at the .05 level.

WRITING SCORES BY STUDENT GENDER



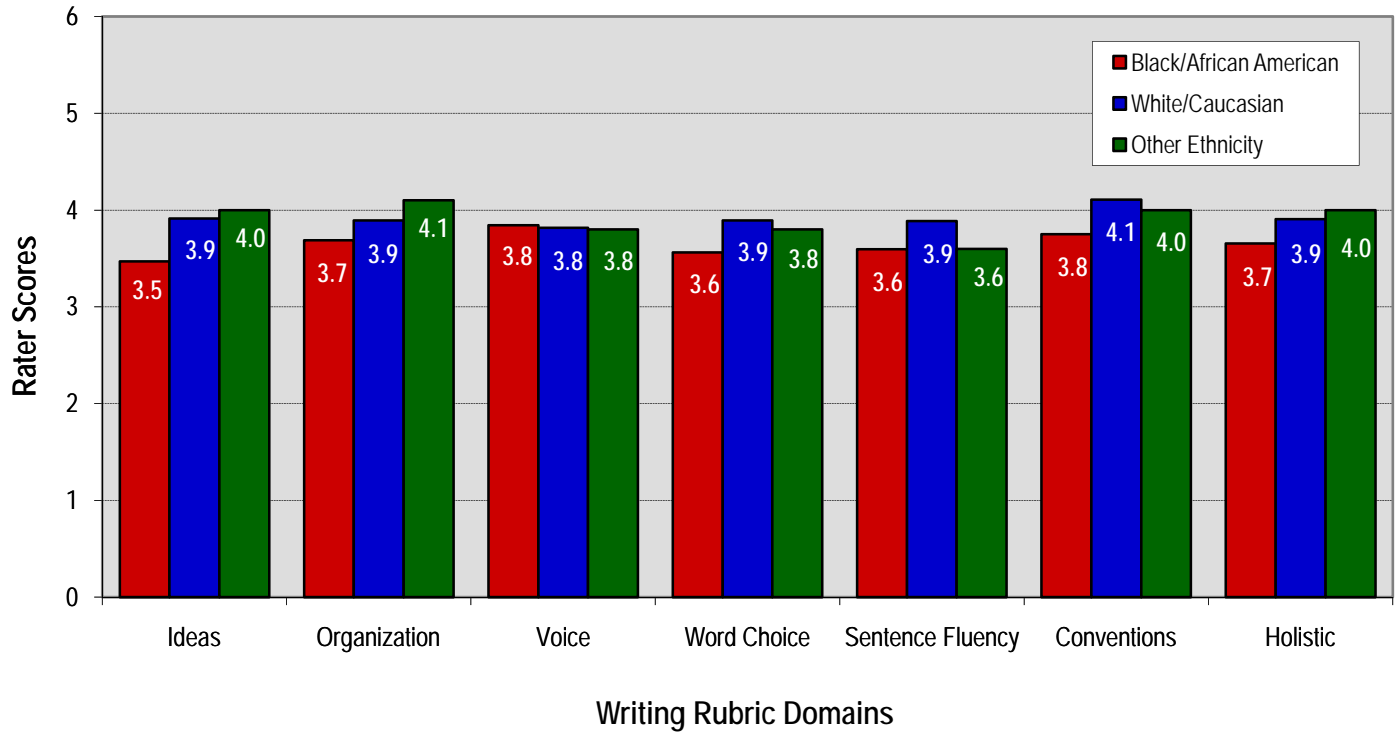
\*Differences between means by student gender are statistically significant at the .05 level.

CRITICAL THINKING SCORES BY STUDENT GENDER

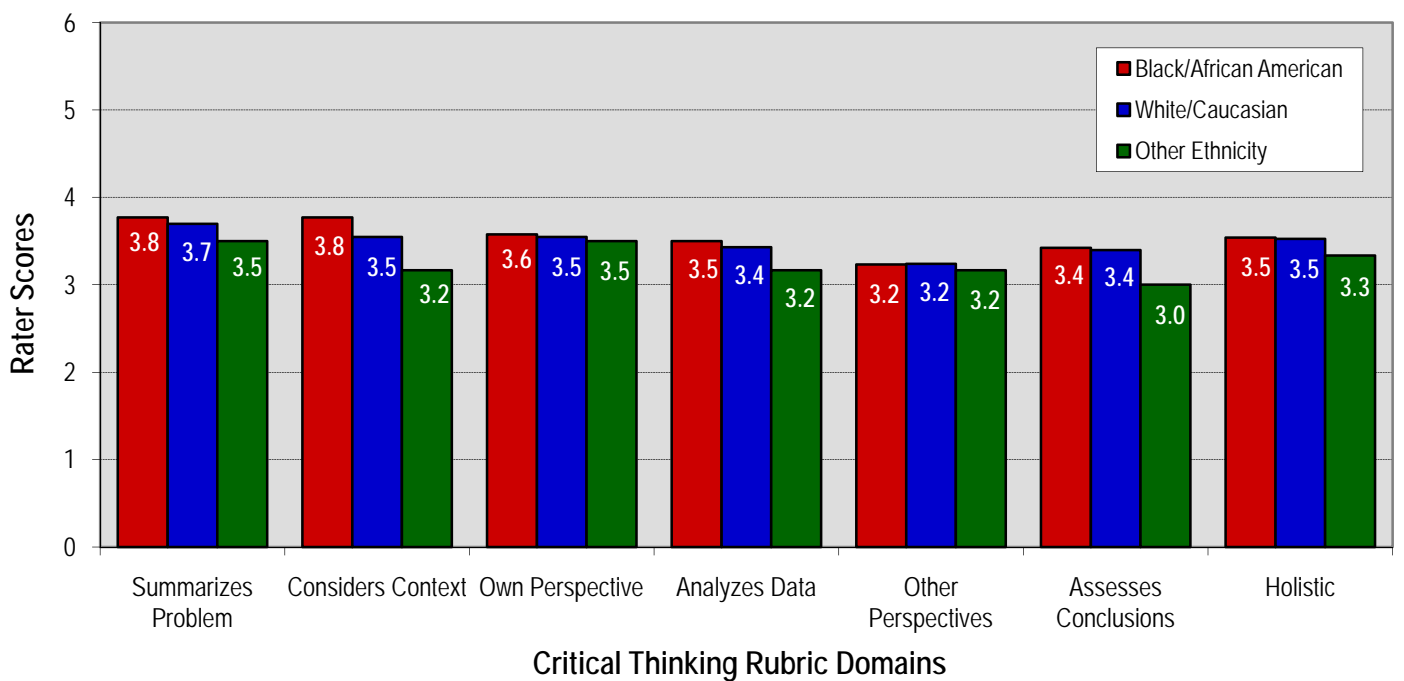


\*Differences between means by student gender are statistically significant at the .05 level.

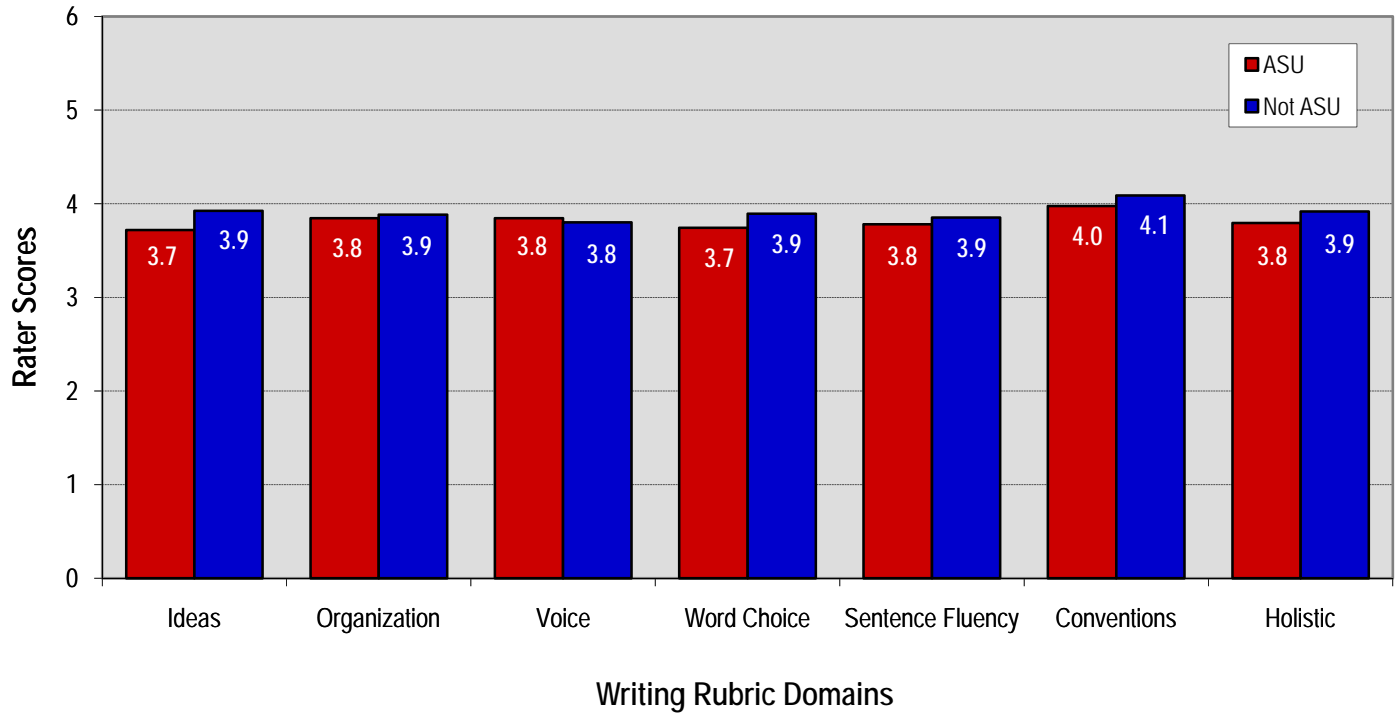
WRITING SCORES BY STUDENT ETHNICITY



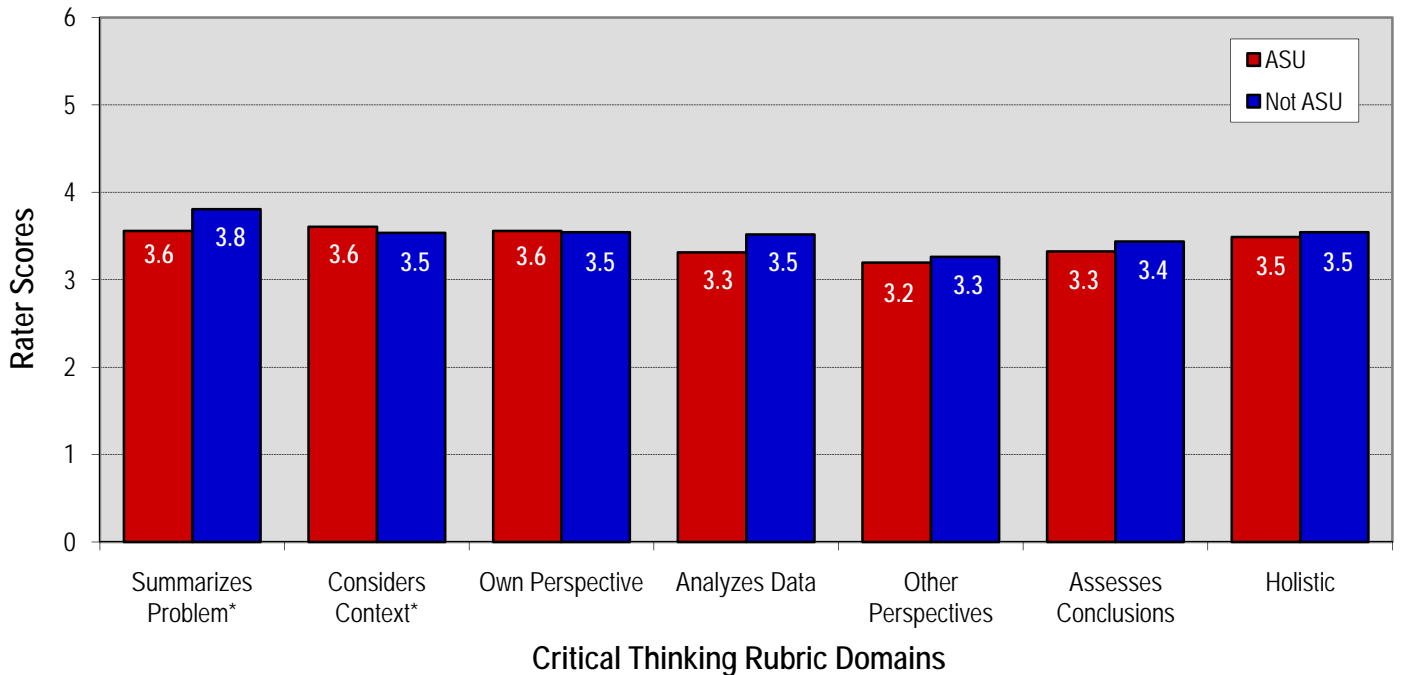
CRITICAL THINKING SCORES BY STUDENT ETHNICITY



WRITING SCORES BY SITE



CRITICAL THINKING SCORES BY SITE



\*Differences between means for ASU vs. Not ASU are statistically significant at the .05 level.

WRITING SCORES BY ARTIFACT LEVEL

Artifact Level	Writing Rubric Domain						Holistic
	Ideas	Organization	Voice	Word Choice	Sentence Fluency	Conventions	
Lower Level	3.88	3.87	3.88	3.83	3.83	4.07	3.89
Upper Level	3.78	3.87	3.71	3.84	3.82	4.00	3.84
All Artifacts	3.85	3.87	3.82	3.84	3.83	4.05	3.87

NOTE: Differences between means for lower versus upper level are not statistically significant for all variables.

CRITICAL THINKING SCORES BY ARTIFACT LEVEL

Artifact Level	Critical Thinking Rubric Domain						Holistic*
	Summarizes Problem*	Considers Context*	Own Perspective*	Analyzes Data	Other Perspectives	Assesses Conclusions*	
Lower Level	3.97	3.70	3.77	3.51	3.33	3.53	3.73
Upper Level	3.44	3.43	3.34	3.35	3.15	3.25	3.31
All Artifacts	3.70	3.57	3.55	3.43	3.24	3.39	3.52

\*Differences between means for lower versus upper level are statistically significant at the .05 level.

WRITING SCORES BY RATER PAIRS

Raters	Writing Rubric Domain						Holistic
	Ideas	Organization	Voice	Word Choice	Sentence Fluency	Conventions	
Mike & Dixie	3.85	3.84	3.79	3.82	3.86	4.15	3.85
Shannon & Patricia	3.84	3.90	3.85	3.85	3.79	3.94	3.89

NOTE: Differences between means for rater pairs are not statistically significant for all variables.

CRITICAL THINKING SCORES BY RATER PAIRS

Raters	Critical Thinking Rubric Domain						Holistic
	Summarizes Problem*	Considers Context*	Own Perspective	Analyzes Data	Other Perspectives	Assesses Conclusions*	
Mike & Dixie	3.84	3.73	3.53	3.47	3.24	3.54	3.60
Shannon & Patricia	3.56	3.40	3.57	3.39	3.23	3.24	3.44

\*Differences between means for rater pairs are statistically significant at the .05 level.

NUMBER OF WRITING ARTIFACTS RATED

Mike & Dixie	
Lower	36
Upper	14
Shannon & Patricia	
Lower	30
Upper	20

NUMBER OF CRITICAL THINKING ARTIFACTS RATED

Mike & Dixie	
Lower	24
Upper	26
Shannon & Patricia	
Lower	25
Upper	25

WRITING SCORES BY ARTIFACT LEVEL & GENDER

Artifact Level & Student Gender	Ideas	Organization	Voice	Word Choice	Sentence Fluency	Conventions	Holistic
Lower Level							
Male	3.99	3.96	3.91	3.91	3.76	4.03	3.94
Female	3.77	3.78	3.84	3.75	3.89	4.11	3.83
Upper Level							
Male	4.09	4.18	3.91	3.95	3.82	4.09	4.14
Female	3.63	3.72	3.61	3.78	3.83	3.96	3.70
All Artifacts							
Male	4.01*	4.01*	3.91	3.92	3.78	4.04	3.99
Female	3.71*	3.75*	3.75	3.76	3.86	4.05	3.77

\*Differences between means by student gender are statistically significant at the .05 level.

CRITICAL THINKING SCORES BY ARTIFACT LEVEL & GENDER

Artifact Level & Student Gender	Summarizes Problem	Considers Context	Own Perspective	Analyzes Data	Other Perspectives	Assesses Conclusions	Holistic
Lower Level							
Male	3.87	3.58	3.63	3.26	3.24	3.37	3.60
Female	4.14	3.92	4.00	3.94	3.47	3.81	3.97
Upper Level							
Male	3.61	3.50	3.44	3.28	3.14	3.36	3.36
Female	3.35	3.39	3.29	3.39	3.15	3.20	3.29
All Artifacts							
Male	3.78	3.55	3.56	3.27*	3.20	3.37	3.51
Female	3.63	3.58	3.54	3.59*	3.26	3.41	3.53

\*Differences between means by student gender are statistically significant at the .05 level.

NUMBER OF WRITING ARTIFACTS BY STUDENT GENDER

Male	45
Female	55

NUMBER OF CRITICAL THINKING ARTIFACTS BY STUDENT GENDER

Male	49
Female	51

# HLC ASSESSMENT ACADEMY

## WRITING AND CRITICAL THINKING ACHIEVEMENT PROJECT

Arkansas State University

### Results by Artifact Level and Student Ethnicity

Jonesboro

#### WRITING SCORES BY ARTIFACT LEVEL & GENDER

Artifact Level & Student Ethnicity	Ideas	Organization	Voice	Word Choice	Sentence Fluency	Conventions	Holistic
<b>Lower Level</b>							
Black/African American	3.40	3.60	3.95	3.40	3.40	3.60	3.55
White/Caucasian	3.94	3.90	3.84	3.88	3.88	4.14	3.93
Other Ethnicity	4.50	4.50	4.50	4.75	4.50	4.50	4.50
<b>Upper Level</b>							
Black/African American	3.58	3.83	3.67	3.83	3.92	4.00	3.83
White/Caucasian	3.84	3.88	3.76	3.92	3.90	4.04	3.86
Other Ethnicity	3.67	3.83	3.33	3.17	3.00	3.67	3.67
<b>All Artifacts</b>							
Black/African American	3.47	3.69	3.84	3.56	3.59	3.75	3.66
White/Caucasian	3.91	3.89	3.82	3.89	3.89	4.11	3.91
Other Ethnicity	4.00	4.10	3.80	3.80	3.60	4.00	4.00

#### CRITICAL THINKING SCORES BY ARTIFACT LEVEL & GENDER

Artifact Level & Student Ethnicity	Summarizes Problem*	Considers Context*	Own Perspective*	Analyzes Data	Other Perspectives	Assesses Conclusions*	Holistic*
<b>Lower Level</b>							
Black/African American	3.83	3.58	4.08	3.42	3.25	3.58	3.75
White/Caucasian	3.99	3.73	3.71	3.52	3.33	3.52	3.73
Other Ethnicity	4.00	3.50	4.00	3.50	3.50	3.50	3.75
<b>Upper Level</b>							
Black/African American	3.71	3.93	3.14	3.57	3.21	3.29	3.36
White/Caucasian	3.42	3.37	3.40	3.34	3.15	3.28	3.33
Other Ethnicity	2.50	2.50	2.50	2.50	2.50	2.00	2.50
<b>All Artifacts</b>							
Black/African American	3.77	3.77	3.58	3.50	3.23	3.42	3.54
White/Caucasian	3.70	3.55	3.55	3.43	3.24	3.40	3.52
Other Ethnicity	3.50	3.17	3.50	3.17	3.17	3.00	3.33

#### NUMBER OF WRITING ARTIFACTS BY STUDENT ETHNICITY

Black/African American	16
White/Caucasian	79
Other Ethnicity	5

#### NUMBER OF CRITICAL THINKING ARTIFACTS BY STUDENT ETHNICITY

Black/African American	13
White/Caucasian	84
Other Ethnicity	3

WRITING SCORES BY SITE

English Composition 1 & 2 Site	Writing Rubric Domain						Holistic
	Ideas	Organization	Voice	Word Choice	Sentence Fluency	Conventions	
ASU	3.72	3.85	3.85	3.74	3.78	3.97	3.79
Not ASU	3.93	3.89	3.80	3.89	3.85	4.09	3.92

CRITICAL THINKING SCORES BY SITE

English Composition 1 & 2 Site	Critical Thinking Rubric Domain						Holistic
	Summarizes Problem*	Considers Context*	Own Perspective	Analyzes Data	Other Perspectives	Assesses Conclusions	
ASU	3.56	3.60	3.56	3.31	3.20	3.33	3.49
Not ASU	3.81	3.54	3.54	3.52	3.26	3.44	3.54

\*Differences between means for ASU vs. Not ASU are statistically significant at the .05 level.

NUMBER OF WRITING ARTIFACTS

BY SITE OF COMPLETION

ASU	39
Not ASU	61

NUMBER OF CRITICAL THINKING ARTIFACTS

BY SITE OF COMPLETION

ASU	43
Not ASU	57

\*\*NOTE: Site of Completion = ASU indicates that the students completed English Composition 1 (ENG1003) AND English Composition 2 (ENG1013) at an ASU Jonesboro site.  
 Site of Completion = Not ASU implies that the student satisfies one of the following: student transferred credit for ENG1003 and ENG1013 from another institution, student completed either ENG1003 or ENG1013 at ASUJ but transferred credit for other course, or student has not yet completed both ENG1003 and ENG1013 either at ASUJ or at another institution.